




MESOMORPHIC MOLOSSOID

Rottweiler - Bernese Cowherd - Great Dane - Newfoundland Dog
 Dogue de Bordeaux - Leonberger - St. Bernard

CYNOGNOSTICS	SHAPE Cylindrical	TEMPER Normo-hypo/reactive	CONSTITUTION
Body index: 70 - 85		Quiet and loyal dog, defenders and guardians. Bad-willing toward foreign people and intruders. This dog has many attitudes: it is dominant, rough and powerful, provided with a great bravery. It has a very strong bite force, and is considered a good tracking dog. It can live very well in a family and as a companion.	Stamina: High, slow and reduced speed of contact
Size: Large - Giant			Activity Level: High
Average adult dog weight: 45 - 70 kg			Aptitude: Strength
Average height at the withers: 60 - 80 cm			Energy requirement at rest: Low
		Joint stress : High	

ALIMENTI APPROPRIATI A MISURA DI CANI SPECIFICI PER LA LORO COSTITUZIONE MORFO-FUNZIONALE

Morphological types	Age	Nutritional needs according to constitution	Cynognostics nutritional pluses of the system Total Beauty PF&T	Superpremium formulas	Recommended and approved products by GHEDA R&D
Mesomorphic Molossoids	2-18/24 months	<ul style="list-style-type: none"> Prone to weight gain Skeletal mineralization Late growth Reduced digestive function 	 Molossoid Total Beauty guide system	with Lamb & Rice	PUPPY Growth & Development
	18 months - 5 years	<ul style="list-style-type: none"> Prone to weight gain Possible loss of control Joint sensitivity Increased fecal moisture 		with Chicken & Beet pulp	ADULT Maintenance & Lightness
	>5 years	<ul style="list-style-type: none"> Joint sensitivity Progressive aging Physiological decline of immune system Possible loss of control 		with Fish & Rice	MATURE & SENIOR Maintenance & Lightness